

Hi,

I've just had a 6M extension done.

1. There are 3 main areas but **I won't be zoning them with heatmeiser atm (although I might in future).** –
 - a. TV room,
 - b. Kitchen,
 - c. Study+wc+passage as 3rd area
2. My boiler installer has requested pref 100mm or 125mm ufh pipe spacing to maximise efficiency instead of usually 150mm. this might require **counterflow** design instead of **serpentine**.
 - a. 2 quotes - If you could provide both spacing designs with quote, I can decide which quote to go for once I see the price difference and circuit runs needed.
3. Manifold in bottom right corner of kitchen in corner unit – marked on page 1 of pdf.
 - a. Boiler will likely be in top right corner wall unit of kitchen plan on page 2
4. Dimensions are on page 1 of the attached PDF
5. Kitchen unit dimensions are on page 2,3 to see the kitchen units as they won't need ufh under them so can be excluded from the design.
6. Page 4 of PDF has the architect planning application copy

I have 10 radiators in the rest of the property:

- a) 2 on ground floor (front room, passage)
- b) 4 1st floor (inc. 1 towel rad for shower room)
- c) 3 2nd floor (inc. 1 towel rad for shower room)

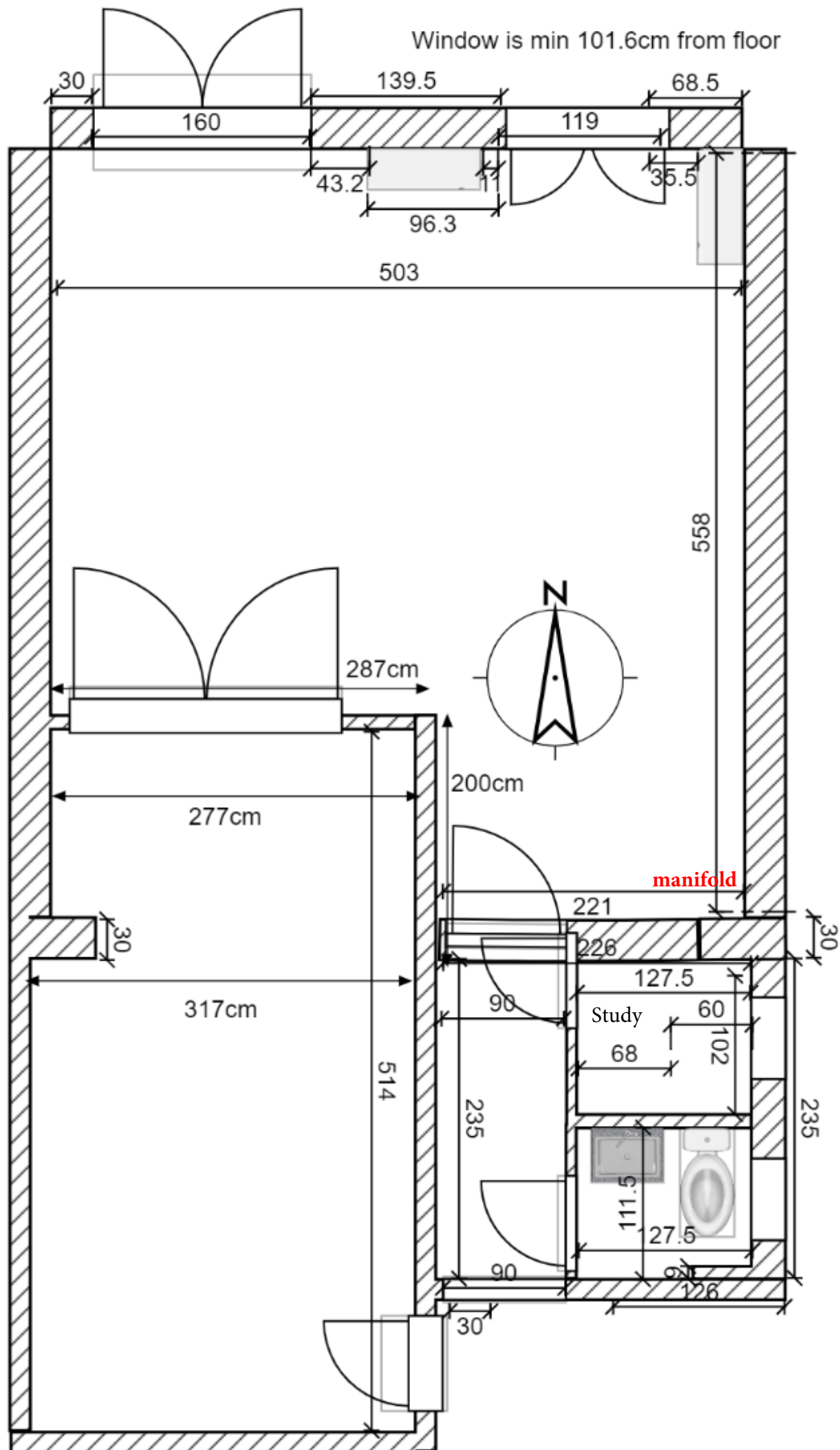
Any questions, please contact me

Dan

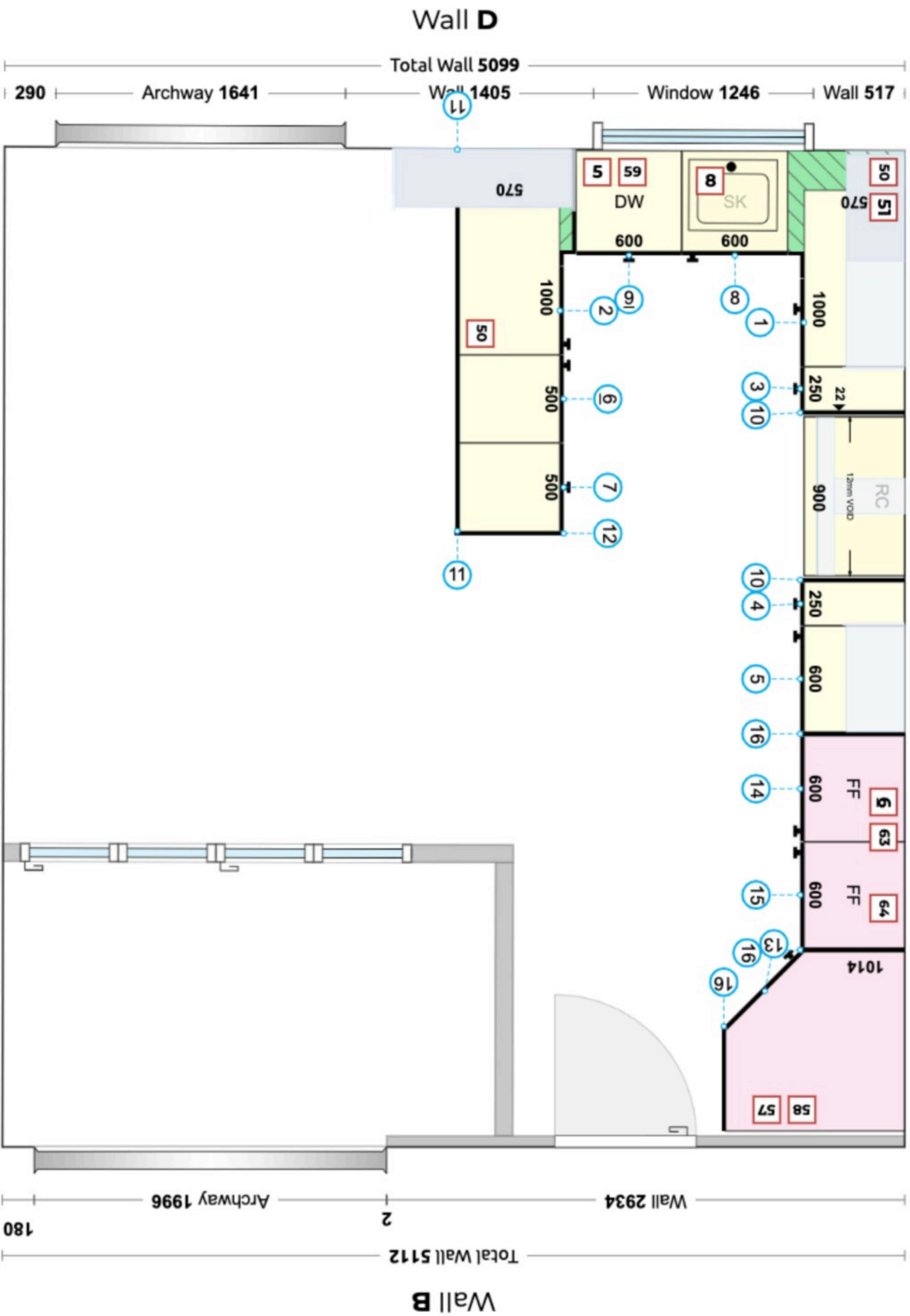
07961280491

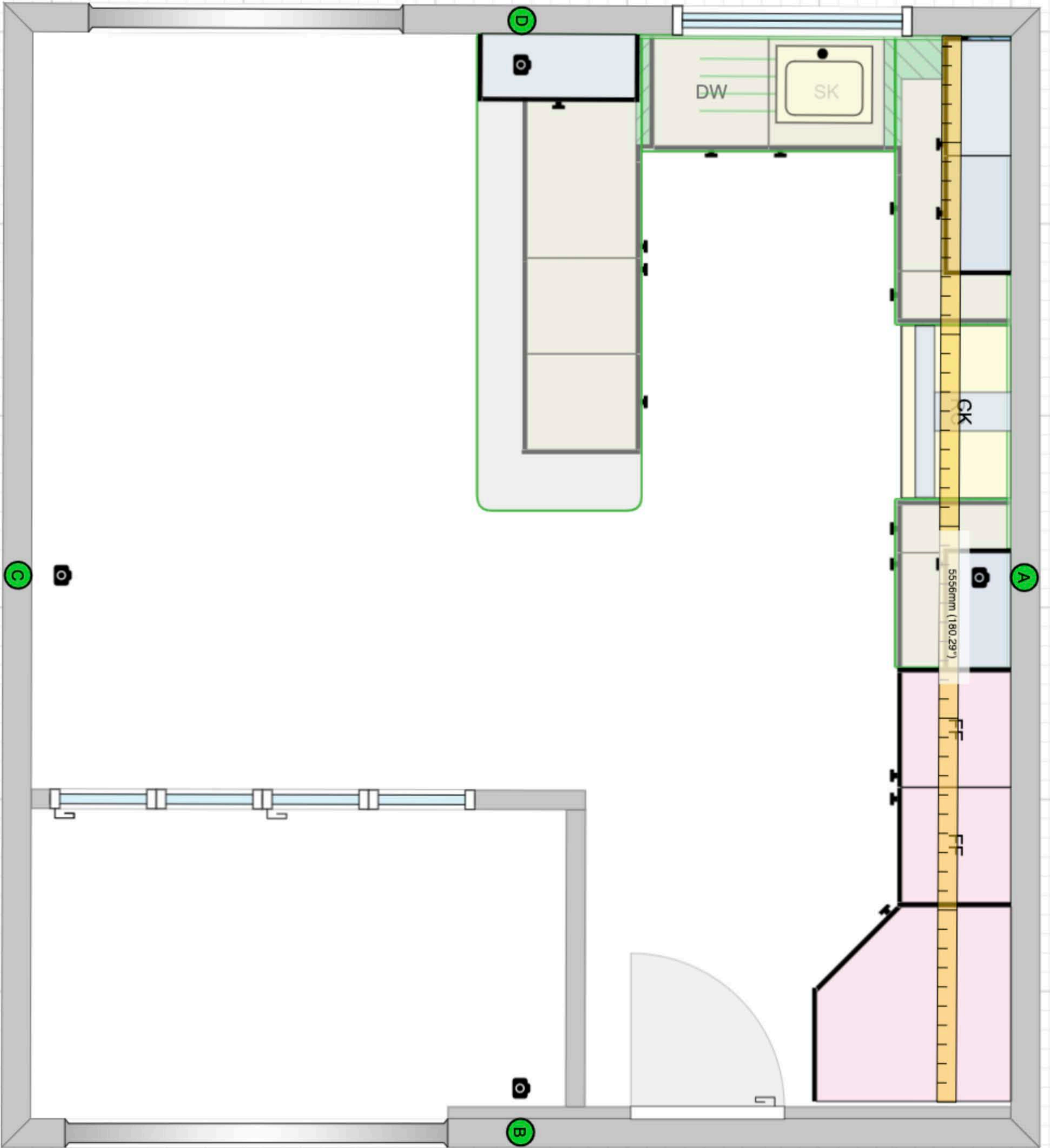
Daniel.caan1@hmcpsi.gov.uk

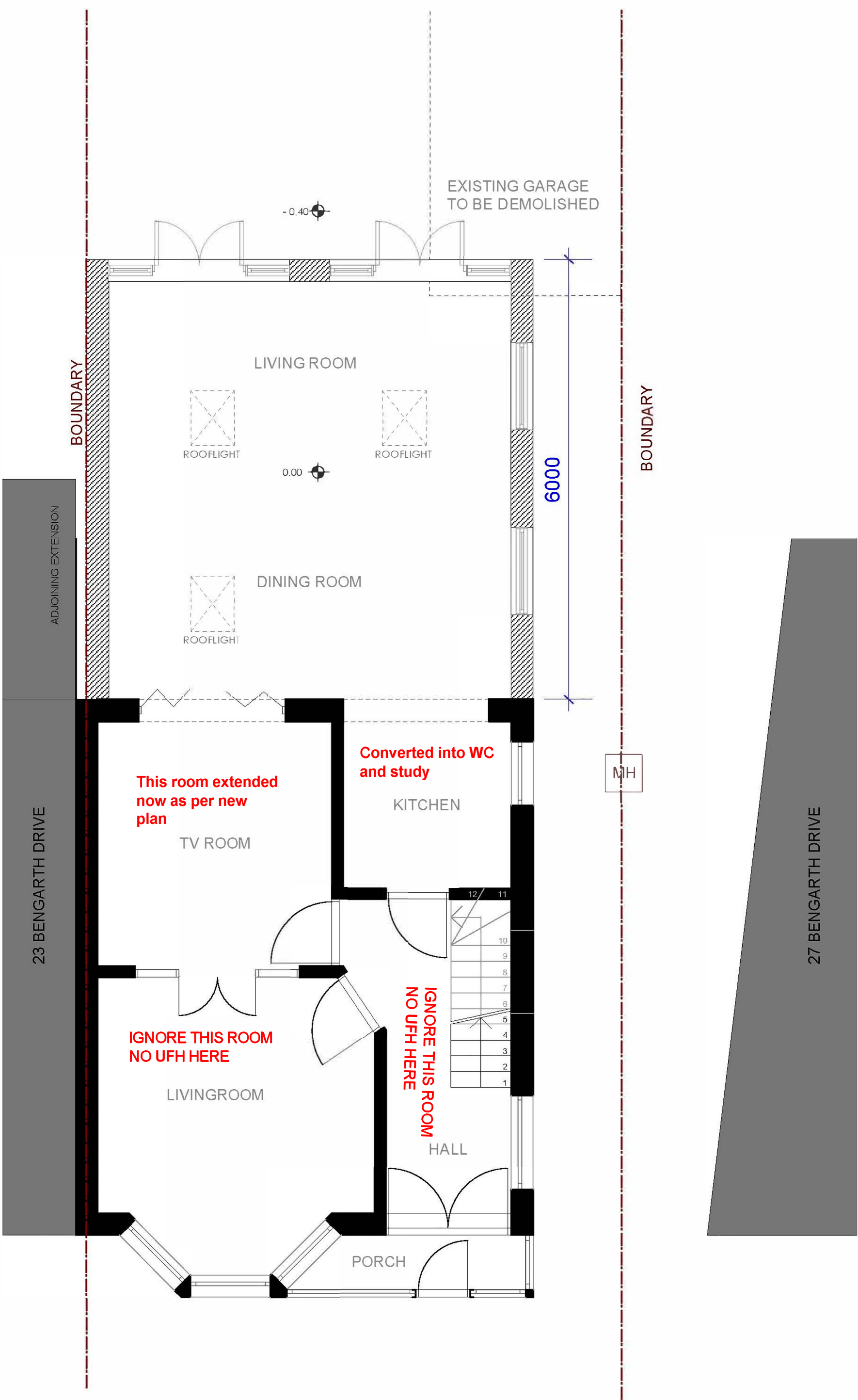
Cc: bengarths@gmail.com



Wall A







OPTION 1

Notes.

Contractors must verify all dimensions at the site before comencing any work.

No construction work before Local Authority consent, Planning Permission, Building Control approval and structural engineer confirmation.

All structural elements inc. joists, beams and columns to be confirmed by structural engineer.

Any discrepancies to be reported to us.

All drawings are to be read in conjunction with all relevant drawings and specifications.

Revision.		Description			
YOUArchitecture Ltd					
A	67 Howcroft Cres. N3 1PA				
M	+44 (0) 77 46 60 40 23				
T	+44 (0) 20 72 72 84 09				
E	youarchitecture@gmail.com				
Project:					
25 Bengarth Drive HA3 5HX					
Drawing Title:					
Proposed Ground Floor					
Client:					
Daniel Caan					
Date:		Dwg no:		Revision.	
30.11.2017		0029-PR-00		A1	
Scale:		Drawn by:		Checked by:	
1:50@a3p				R.S.H.	

Issue:	PLANNING APPLICATION Not for construction	0 1 2 3 4 5M				